



Meeting Room Specifications



Meeting Room Diagrams



Classroom



Rounds



Theater

DOGWOOD

ROOMS	ROOM SIZE	CLASSROOM	ROUNDS	THEATER
1 A-C	32'x92'	132	152	200
1 A	32'x23'	27	48	50
1 B	32'x25'	36	48	60
1 C	32'x44'	72	96	90
2 A-D	28'x118'		200	
2 A-D (each)	28'x29'	36	32	50

IVY

1 & 4	25'x27'	36	48	49
2	25'x23'	36	40	41
3	25'x29'	27	32	49
5 & 11	24'x32'	36	32	52
6, 7 & 9	22'x32'	36	48	49
8	28'x23'	27	32	49
10	21'x25'	36	32	52

MOUNTAIN LAUREL

1 A-D	103'x24'	108	160	150
1 A	25'x24'	27	32	30
1 B-D (each)	27'x24'	27	32	36
Board Room	14'x25'	Fixed		
2-5 (each)	24'x26'	24	32	30

SPILMAN

2 & 4	60'x36'	165		220
2 A-B & 4 A-B (each)	30'x36'	50		90
3	26'x21'	24		30
5	26'x21'	24		30

JOHNSON SPRING

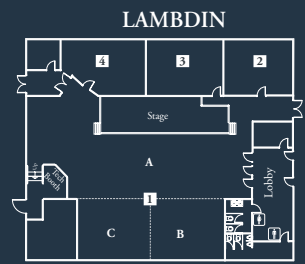
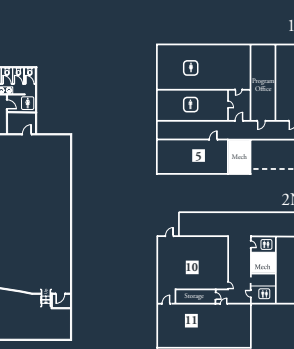
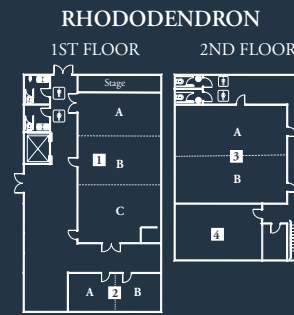
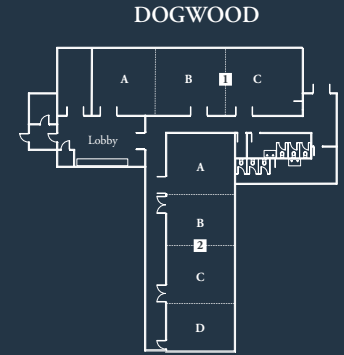
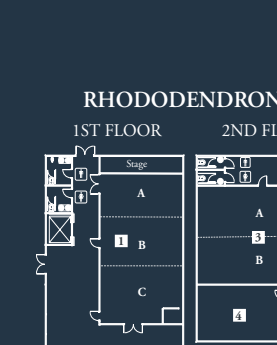
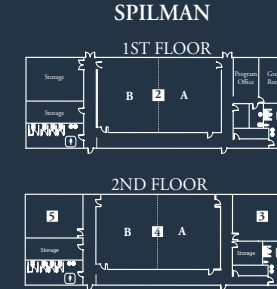
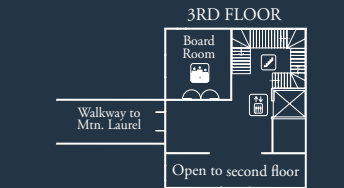
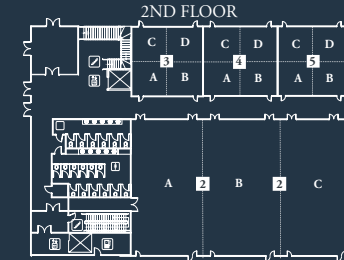
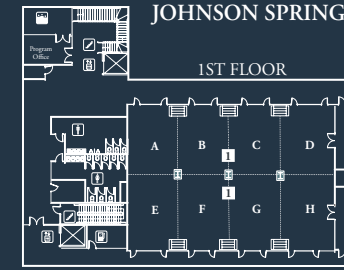
ROOMS	ROOM SIZE	CLASSROOM	ROUNDS	THEATER
1 A-H	59'x120'		248	Exhibit Hall
1 A-C (each)	29'x27'	27	32	40
1 D	29'x29'	36	32	45
1 E-G (each)	30'x27'	27	32	40
1 H	30'x29'	36	32	45
Board Room	23'x18'	Fixed		
2 A-C	63'x120'	396	432	600
2 A-C (each)	63'x40'	132	144	240
3-5 (each)	40'x40'	60	104	125
3-5 A-D (each)	20'x20'	12		20

RHODODENDRON

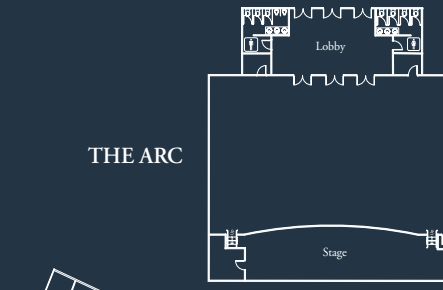
1 A-C	96'x51'	145	200	320
1 A	51'x28'	54	56	80
1 B	51'x38'	66	120	200
1 C	51'x30'	36	40	60
2 A-B	35'x23'	24	48	50
2 A-B (each)	23'x17'	12	16	24
3 A-B	52'x35'	72	120	150
3 A-B (each)	35'x26'	36	48	72
4	28'x24'	Fixed		

LAMB DIN

1 A	76'x72'	174		350
1 B-C (each)	30'x24'	36		50
2 & 3 (each)	29'x25'	36		50
4	18'x30'	18		36



THE ARC



MOUNTAIN LAUREL CLASSROOMS WITH JIM HENRY AUDITORIUM

